





Ludlow Primary School 2 OAK Remote Learning week beginning Monday, 08.02.21

	Reading	Maths	Phonics	English	Afternoon
Monday	Please use the Oxford owl login to read the phonics book you chose last week.	<p>TEAMS</p> <p>Unit: Odd and even numbers</p> <p>What are even numbers?</p>	<p>Set 3: https://schools.ruthmiskin.com/training/view/FCiYyiJB/8WUUM4MB</p> <p>Set 2: https://schools.ruthmiskin.com/training/view/wqUWE1Mk/qVUhhLqM</p>	<p>TEAMS</p> <p>Discussion text on TEAMS</p> <p>Spelling: Complete the next page in your spelling booklet.</p>	<p>PE – REAL PE Pirate lesson</p> <p>Log into the REAL PE website (click here)</p> <p>Follow the numbers at the bottom which tells you a story and gives you moves to do. Great fun!</p>  <p>2 Ash Class story – starts at 1:05 on Teams: invite on TEAMS calendar</p>

<p>Tuesday</p> <p>Safer Internet Day 2021</p>	<p>Share the Digi Duck story about staying safe online with an adult. Read as much as you can yourself and use Fred Talk to help you.</p>	<p>TEAMS</p> <p>Unit: Odd and even numbers</p> <p>What are odd numbers?</p>	<p>Set 3: https://schools.ruthmiskin.com/training/view/nY66M5rp/bYnCX8uN</p> <p>Set 2: https://schools.ruthmiskin.com/training/view/kjyqX9Xx/hWzmOaJJ</p>	<p>TEAMS</p> <p>Spelling: Complete the next page in your spelling booklet.</p>	<p>Safer Internet Day today! Read the Smartie the Penguin story and see if you can answer the questions to keep him safe!</p>  <p>2 Oak Class story – starts at 1:05pm on Teams: invite on TEAMS calendar</p>
<p>Wednesday</p>	<p>Please tell an adult or explain what happened in the phonics book you chose last week.</p>	<p>No TEAMS today for maths. Independent working using your knowledge from Monday and Tuesday. Unit: Odd and even numbers</p> <p>Solve problems using odd and even numbers.</p>	<p>Set 3: https://schools.ruthmiskin.com/training/view/dopVjlfC/q4ccjCBj</p> <p>Set 2: https://schools.ruthmiskin.com/training/view/DG022c</p>	<p>TEAMS</p>	<p>PE - Joe Wicks</p> <p>2 Oak Class story – starts at 1:05pm on Teams: invite on TEAMS calendar</p>

			DK/LBNkr4FU		
Thursday	Practise reading your story red words, green words and speedy green words. They should be in a table towards the front or back of the book	<p>No TEAMS Practise your times tables.</p> <p>Remember that speed is important, challenge yourself to count up and backwards in jumps of 10, 2 and 5.</p> <p>See if you can complete the colour by number sheet uploaded to the website.</p>	<p>Set 3: https://schools.ruthmiskin.com/training/video/YRIT9pTt/KMHRJhWt</p> <p>Set 2: https://schools.ruthmiskin.com/training/video/9bo8J2fp/f3PeXVpD</p>	<p>No TEAMS</p> <p>Complete the comprehension. Remember to explain your answers where possible. You might want to refresh your memory and listen to the story first</p> <p>https://www.bbc.co.uk/teach/school-radio/audio-storieschinese-new-year-theswimming-race/zdd8cqt</p>	<p>No Class Story today</p> <p>Computing with Purple Mash You will need your Purple Mash log-in. If you don't have it (in your log book), let us know asap.</p> <p>We are going to practise coding. There are lots of videos to help you by clicking on this icon. The Quick Start one is useful.</p>



					<p>When you have explored, try the first activity “Fun with Fish”.</p>  <p>There are hints if you get stuck so use them!</p>
<p>Friday</p> <p>NO ONLINE TEAMS LESSONS TODAY</p>	<p>Please choose your next book</p>	<p>TEAMS</p> <p>Unit: Odd and even numbers</p> <p>Solve word problems using odd and even numbers.</p> <p>Want a challenge? Write your own word problems based on odd and even numbers.</p>	<p>Set 3: https://schools.ruthmiskin.com/training/view/zSqJEiaI/2PRRnn9B</p> <p>Set 2: https://schools.ruthmiskin.com/training/view/a5B7DRVo/16C7HqrC</p>	<p>TEAMS</p> <p>Spelling: Complete the next page in your booklet from your home learning pack.</p> <p>Continuing with our discussion text</p>	<p>2 Oak Class story – starts at 1:05pm on Teams: invite on TEAMS calendar</p> <p>Practise drawing the Chinese characters for 1 – 10. You will need a dark pen but do them in pencil first until you are happy with the shape. You will need to look at the help sheet from the website.</p>

