



TalkforWriting™

**PLEASE
DONATE!**

NSPCC

A message from Talk for Writing

Dear Teacher/Parent/Carer,

Welcome to batch four of our home-school English units.

We are continuing to receive huge amounts of positive feedback from teachers, parents and children about our units which have been downloaded tens of thousands of times.

If these booklets are used at home, we expect teachers to support children through their home-school links. The booklets are also ideal for in school 'bubble' sessions.

We want to use this batch of units to raise money for the NSPCC.

Sadly, having to spend time in enforced isolation during Covid-19 will have put many children at greater risk of abuse and neglect. The NSPCC website provides useful guidance [here](#). We are therefore asking for voluntary contributions of:

- **£5 per year group unit**

Schools using or sending the link to a unit to their pupils

- **£2 per unit**

Parents using a unit with their child, **if they can afford to do so**

The above amounts are recommendations only. If you are finding the units of use and are able to donate more, please do!

DONATE HERE

www.justgiving.com/fundraising/tfw-nsppc

A huge **thank you** for all your donations so far. We are pleased to be able to provide the units as free downloads, whilst also using them to support good causes.

We hope you enjoy this batch of units as much as the previous ones.

With best wishes,

Pie Corbett

Talk for Writing

What is Talk for Writing?

Thousands of schools in the UK, and beyond, follow the Talk for Writing approach to teaching and learning. If you're new to Talk for Writing, find more about it [here](#).



TalkforWriting™

Talk for Writing Home-school booklet

The Impossibly Possible Bookshop

by Kat Pennington



© Copyright of Kat Pennington and Talk for Writing 2020.
Permissions: Sharing the web link / URL to where this booklet sits on the Talk for Writing website with colleagues and parents is encouraged, but no part of this publication should be re-uploaded elsewhere online, reproduced or altered without permission.
www.talk4writing.com



The Impossibly Possible Bookshop

By Kat Pennington

Hello, my name is Treerumple. This book is all about when a boy called Sammy came to visit me in my special Tree Goblin world. I am going to guide you through this booklet and, at the end, I would love to read your magical stories.



Listen to an audio recording of this story here:
<https://soundcloud.com/talkforwriting/bookshop/s-WQRnOLBZ1ho>

The Impossibly Possible Bookshop

"Come on, Sammy," shouted his Grandmama from downstairs in the kitchen. "It's time for us to go into town. I need to post a parcel and ... don't forget your umbrella!"

Ten minutes later, Sammy and his Grandmama were walking through the puddle-patched streets of the nearby town. "Wait here, I won't be a moment!" instructed his Grandmama as she darted into the post office. Sammy waited. It seemed like his Grandmama was taking an extraordinarily long time.

Out of the corner of his eye, Sammy spotted the most unusual of shops. It was a bookshop. Now you may be thinking that there isn't anything unusual about a bookshop but this bookshop was not like one he had ever seen before – it was tiny and sandwiched between a large restaurant and a shop selling shiny, new bicycles. No-one seemed to notice the bookshop. Everyone just walked past it like it was invisible.

Gripped by curiosity, Sammy began to walk towards the tiny door of the tiny bookshop. As Sammy approached the shop, he noticed small intricate lanterns hanging around the edge of the roof, puffs of peculiar smoke drifting out of the tall, thin chimney stack and thick, aggressive ivy covering the stone walls and windows.

Sammy approached the door which didn't have a knocker or a bell. Instead, it had a note which read:



With a quick glance back towards the post office, Sammy pushed the shop's door and, to his surprise, it opened slightly. With his heart pounding, he pushed the door harder. It opened more so he stooped down low and went inside.

To his amazement, the bookshop was huge inside - really huge. It was dimly lit and everything was covered in a fine film of dust. The shop was crammed with books from floor to ceiling. Books of every colour, type and size imaginable. Books about far off lands and fantastic finds. Sammy began to explore and it wasn't long before a book, perched precariously on a high shelf, caught his eye. Taking a deep breath, Sammy climbed a nearby rickety ladder, grabbed the book and carried it to a corner of the shop where an oil lamp burned slowly. He stroked the dust off the front cover and read the gold embossed title: *Tree Goblins*.

Suddenly, a low voice emerged from the darkness, "I wouldn't open that book if I were you," it said. Sammy spun round and saw in the corner a disheveled, old man sat in a large leather-bound, red chair. His head was buried in a book and, looking up from his half-moon spectacles, he continued: "Strange things live in these 'ere books - go home and don't come back if you know what's good for you." Sammy paused for the briefest of seconds, then carefully ignoring the man, opened the book.

In the blink of an eye, Sammy found himself inside the trunk of a large tree. Colourful balloons, bunting and banners decorated the room and loud music, that made you want to dance, filled the warm air.

All around the room, small, strange-looking people, wearing brown tweed dungarees covered in toadstools, leaves and roses, danced and sang with great gusto and joy. Their large pointy ears were hidden slightly by their bushy multi-coloured hair and curly-toed velvet shoes hid their enormous, hairy feet. Around their necks each one wore a necklace covered in the most interesting of charms and trinkets.

In the middle of the room, a magnificent feast was laid out on a large woven willow table. There were pinecone truffles, sweet sap sorbets, nettle fritters and the finest pollen-puddings. In the centre was an enormous cake covered in long-grass icing and, on the top, over a hundred candles burned brightly. It was a glorious scene and Sammy soon realised that he was in the middle of a birthday party, but not like one he had ever experienced before!

"Hello," came a small voice. Sammy looked down to see one of the strange people smiling up at him. "Hello," replied Sammy.

"My name is Treerumple and I am a tree goblin here in Moon Glen - who are you?"

"My name is Sammy and I am ... well ... a boy!"

"Will you stay for the party? It's Treegruttle's 203rd birthday!"

Sammy wasted no time in accepting the invitation and spent what seemed like hours dancing, eating and singing with the Tree Goblins.

Before long, the sun began to set and Sammy knew that he should return home. He thanked the tree goblins for the wonderful time that he had had and explained that he needed to get home to his Grandmama. As a thank you for visiting them, Treerumple handed him his necklace: "Look after this for me; never forget us!"

"Forget you? That's impossible!" replied Sammy and, with that, he opened the book once more and returned back to the shop.

The disheveled man hadn't seemed to move and as Sammy said goodbye and thankyou to him, he simply muttered: "Hmph, no one will believe your impossible story."

Outside the shop, Sammy saw his Grandmama just come out of the post office. It was like no time had passed at all. "Ahh, there you are!" she said beckoning him over for one of her special cuddles whilst putting up her umbrella.

"Grandmama?" Sammy asked.

"Yes, my dear ... ?"

"Can we come back to tomorrow?"

His Grandmama winked, looked over to the bookshop and replied: 'We'll see ... anything's possible.'

Let's chat about the story



What do you think of the story? Let's have a chat about it together. Answer these questions. You can write the answers down if you like or just discuss it with someone. Record your thoughts here:

<p>Likes: What were your favourite bits of the story?</p>	<p>Dislikes: Was there anything you didn't like, didn't understand or would want to change?</p>
<p>Parallels: Does this story remind you of any other books or films that you have read or seen?</p>	<p>Questions: Do you have any questions about the story?</p>

True or false quiz!

Hello! Treerumple here again, fancy doing my quiz? It is all about the story that you have just read. I find it helpful to read the story a few times. Why not circle or highlight the story where you find the answer? If you get really stuck, the answers are at the back of this booklet. Good luck!

Name 3 (or more) things that Sammy noticed about the bookshop.

What was the title of the book he picked up and where was it?

Can you name 5 (or more) things that Sammy saw when he entered the birthday party?

Whose birthday party was it and how old was he?

What did Treerumple give Sammy as a gift?

Why did Sammy's Grandmama want to visit the town?

What happened when?



Can you make a comic strip of key parts of the story? Put the sentences below into the correct boxes and draw a picture above to match. The first sentence has been done for you but it still needs its picture.

Sammy and his Grandmama go into the nearby town.		

- Sammy is given a gift and returns home.**
- Sammy says thankyou to the man in the bookshop.**
- Sammy joins in with the Tree Goblin birthday celebrations.**
- ✓ **Sammy and his Grandmama go into the nearby town.**
- Sammy meets Treerumple the goblin.**
- Sammy enters a tiny bookshop.**

Wonderful Words



Often in stories there are some words which we do not know the meaning of. Can you match these words to their correct definition? Psst ... the answers are at the back of this booklet but try not to look unless you get stuck.

extraordinary	poorly made and likely to break
unusual	rough woollen cloth: lots of clothes, especially trousers and waistcoats, are made from this
curiosity	something that is very unusual or remarkable - more than just being ordinary
intricate	when something is not secure and is likely to fall or collapse
peculiar	something that is different, doesn't always happen or is a bit out of the ordinary
insignificant	untidy
precariously	when you really want to know or learn something
rickety	something that a bit strange, odd or different than normal
embossed	small ornament or a little piece of jewellery which is often not very expensive
disheveled	complicated or detailed
tweed	carved or stamped into something
trinkets	small or not important



Are there any other words you are not sure of? Record them here and ask an adult if you can or use the internet or look in a dictionary if you have one.

Now choose 5 words from the collection above and write them in your own sentence. I have done two examples for you:

insignificant

The little mouse seemed *insignificant* to the other animals.

intricate

An old lady, with an *intricate* necklace, walked into the shop.



.....
.....



.....
.....



.....
.....



.....
.....



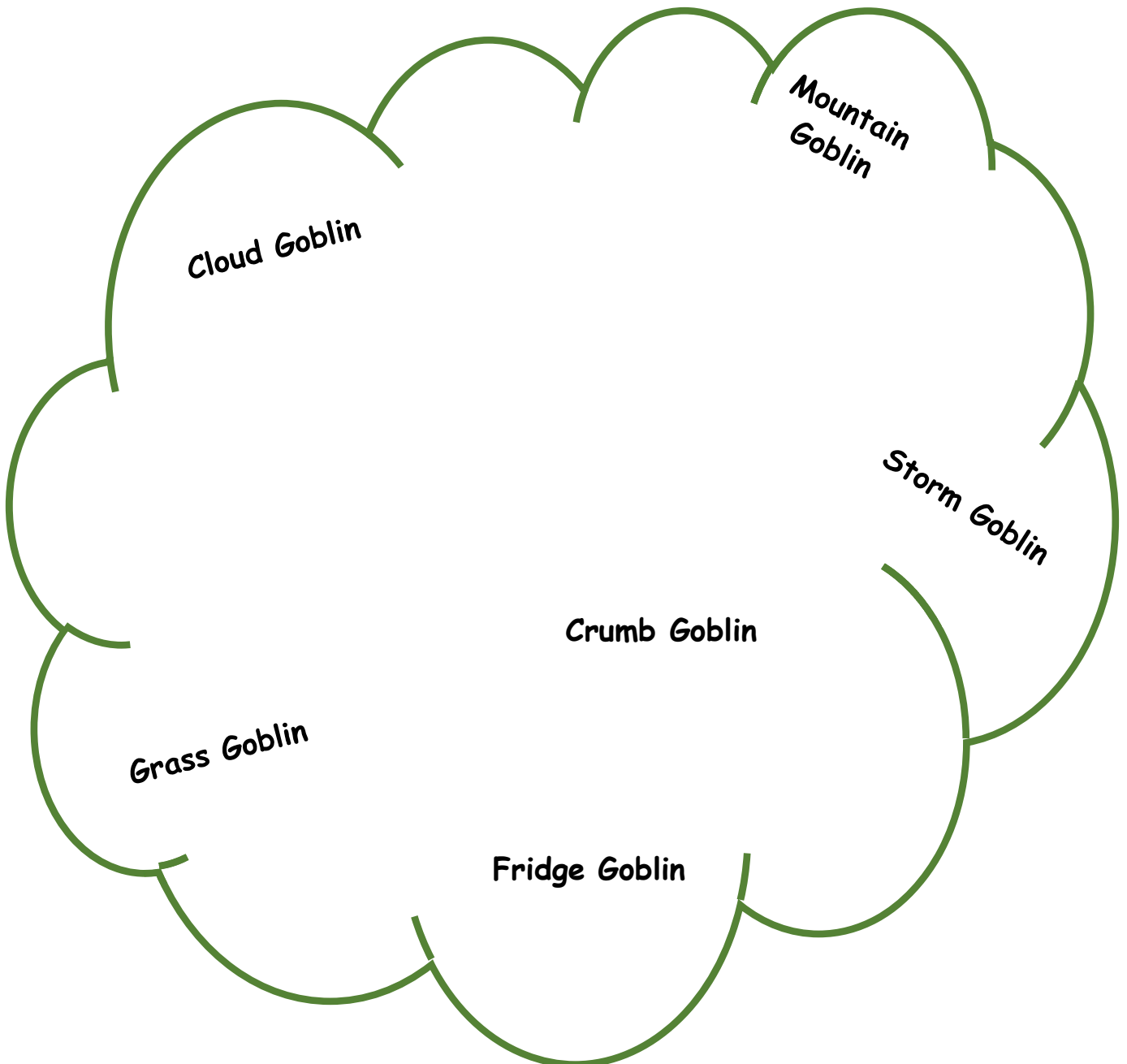
.....

Characters




This book is all about a boy who finds a new world filled with Tree Goblins but did you know that there are lots of different types of goblins in the world? When you write your story, your character could meet a different type of goblin.

- * Let's make a list of the goblins that could be in your story. To help create a goblin I like to use weather, nature or places to help me but you may have your own amazing ideas.
- * Record your ideas for different types of Goblins here – I have started you off with some names:






Now choose 3 of your favourite ideas and draw the goblins in the picture frames below. Can you write 5 facts that everyone should know about them? I have done an example using the Tree Goblins for you.



5 Tree Goblin Key Facts

- 1) Tree Goblins can only be found in evergreen trees (trees that do not lose their leaves in winter). The bigger the tree that they live in, the bigger the goblin that lives there.
- 2) Tree Goblins are vegetarian.
- 3) They do not get on with Bog Goblins - for centuries they have been arch enemies.
- 4) Tree Goblins can sleep for up to 14 hours a day and snore loudly.
- 5) They are not good pets due to their untidiness but they are very friendly.







Settings

In the story, Sammy enters a Tree Goblin birthday party. Highlight all of the things that Sammy can see.

In the blink of an eye, Sammy found himself inside the trunk of a large tree. Colourful balloons, bunting and banners decorated the room and loud music, that made you want to dance, filled the warm air.

All around the room small, strange-looking people, wearing brown tweed dungarees covered in toadstools, leaves and roses, danced and sang with great gusto and joy. Their large pointy ears were hidden slightly by their bushy multi-coloured hair and curly-toed velvet shoes hid their enormous, hairy feet. Around their necks each one wore a necklace covered in the most interesting of charms and trinkets.

In the middle of the room, a magnificent feast was laid out on a large woven willow table. There were pinecone truffles, sweet sap sorbets, nettle fritters and the finest pollen-puddings. In the centre was an enormous cake covered in long-grass icing and on the top over a hundred candles burned brightly.

Can you draw a picture of the goblin birthday party below and label it with all of the things that Sammy can see?



Shoe-box and flower-pot worlds

Let's get creative! Find a box (a shoe box is an ideal size) or a flower pot and make your own goblin world. You can base it on the Tree Goblin setting if you like or you can create your own world for a different goblin like a Sky Goblin, Sea Goblin or those pesky Puddle Goblins (use any idea you like). Below are some ideas to inspire you. Can you guess the story they are from?



Thank you St Andrew's CEVA Primary School in Northampton, Kerry Fulford and @clairewiththeredhair for kindly sharing these photos.

Word work - prepositions



When writing about settings, you often want to tell the reader where things are and this is where prepositions are really useful. Look at these prepositions and prepositional phrases: *in the middle, next to, under, above, below and inside.*

* Here are some sentences from the story. Circle all of the prepositions you can find. (Watch out! Some sentences have more than one preposition.) The answers are at the back of the booklet.

- 1) Sammy began to explore and it wasn't long before a book, perched precariously on a high shelf, caught his eye.
- 2) Sammy found himself inside the trunk of a large tree.
- 3) In the middle of the room, a magnificent feast was laid out on a large woven willow table.
- 4) In the centre was an enormous cake covered in rainbow icing and on the top over a hundred candles burned brightly.

Now you have a go... can you write 3 sentences that includes a preposition?



.....

.....



.....

.....



.....

.....

Try and use prepositions in your own story to tell the reader where things are in the setting.

.....

10 things found in a Tree Goblin's suitcase

One thing all goblins have in common is that they love to collect things. Tree Goblins collect things in suitcases but other goblins collect things in knapsacks, baskets or bags.

- * Have a look at this picture of Treerumple's suitcase.
- * What can you see inside it?



Thank you @clairewiththeredhair for the images

This suitcase is made out of a matchbox. Can you make a basket, box, bag or suitcase for your goblin – what will you find or make to put in it? If you can't make it, you could draw and label a picture.

Poetry

Read Pie Corbett's poem: 'Six things found in a Hobbit's knapsack'.

Six things found in a Hobbit's Knapsack

A wasp's sting to startle unwary goblins.

Two leather-bound books. One titled, 'Tunnel digging for beginners' and the other, 'Wolves and methods for their avoidance'.

A purse of never-ending wishes.


A pot of gold found at the end of a rainbow.

A pair of twelve-league boots.

A fur-lined cape, the colour of rock, for keeping warm in the winter and using as camouflage.

© Pie Corbett 2020

Using what you have made, now write a similar poem? Can you add illustrations? You can have more than six things.




Goblin menu

Goblins love their food! Here is what they served at the birthday party:

There were pinecone truffles, sweet sap sorbets, nettle fritters and the finest pollen-puddings. In the centre was an enormous cake covered in long-grass icing and, on the top, over a hundred candles burned brightly.

Design a menu for another goblin party – it could be a Christmas party, an anniversary or any celebration you can think of. Can you design your party menu for a certain type of goblin and think carefully what they would eat, e.g., would a Cave Goblin eat something different to a Fire Goblin?



Nettle fritter recipe

At the party they serve nettle fritters. Here is a recipe for them and they really are edible! You will need help from an adult for this one so make sure you ask if you are allowed and always stay safe when cooking. There is also a recipe for nettle soup below. Go on and be brave and try real goblin food.

Here are some pictures of Treerumple's fritters:



What you need:

- 1 cup of milk
- 1 cup of flour
- 1 egg
- Sunflower oil or a similar oil
- Some harvest nettles (always wear gloves when picking nettles)
- Large frying pan
- Tongs

What you need to do:

- 1) Whisk the milk, flour and egg together so that it makes a light batter (like a pancake batter).
- 2) Pop a pan of oil onto a stove and heat up (**you must ask an adult to help you**).
- 3) Dip each leaf into the batter so that it is completely covered.
- 4) (**Ask an adult to do this bit**) Carefully, place each leaf, using the tongs, into the oil. Leave them to bubble until golden brown.
- 5) Place each leaf onto some kitchen roll, leave to cool a little.
- 6) Gobble them up.


Can you write a recipe for one of the items of food on your menu?

Goblin necklace

In our story, I gave Sammy my Tree Goblin necklace covered in charms and trinkets.



- * Design and draw a goblin necklace using the string below (you could design mine or more than one!). Label it and then write a description of it in the box underneath. Could you even make it?



Let's start to create and plan your story

To do this, let's look at the structure of *The Impossibly Possible Bookshop*.

	Bare bones of a portal story	Bare bones of <i>The Impossibly Possible Bookshop</i>
Opening	<ul style="list-style-type: none">• Main character/s (MCs) visit a setting	<ul style="list-style-type: none">• Sammy and Grandmama go into the nearby town
Build Up	<ul style="list-style-type: none">• MC finds something (a portal) that takes them to another world.	<ul style="list-style-type: none">• While Grandmama is in post office, Sammy enters a bookshop and the Tree Goblins world when he opens a book
Problem	<ul style="list-style-type: none">• MC explores other world & strange things happen.	<ul style="list-style-type: none">• Sammy joins the Tree Goblin birthday celebrations and meets Treerumple the goblin
Resolution	<ul style="list-style-type: none">• MC returns home.	<ul style="list-style-type: none">• Sammy is given a gift and returns home.
Ending	<ul style="list-style-type: none">• MC wants to return to new world	<ul style="list-style-type: none">• Sammy says thank you to the man in the bookshop and asks his Grandmama if they can return tomorrow.

Your ideas

Use the grid to start collecting ideas of your own.

	Bare bones of the story	The Impossibly Possible Bookshop	YOUR IDEAS
O	<ul style="list-style-type: none"> Main character/s (MCs) visit a setting 	<ul style="list-style-type: none"> Sammy and Grandmama go into the nearby town 	Who will your MC be and where do they visit?
B	<ul style="list-style-type: none"> MC finds something (a portal) that takes them to another world. 	<ul style="list-style-type: none"> While Grandmama is in post office, Sammy enters a bookshop and the Tree Goblins world when he opens a book 	Where does your character find the book/portal to the other world? Is it the same bookshop or somewhere else?
P	<ul style="list-style-type: none"> MC explores other world & strange things happen. 	<ul style="list-style-type: none"> Sammy joins the Tree Goblin birthday celebrations and meets Treerumple the goblin 	Where does your MC end up? Who is there? What party is happening? Who do they meet?
R	<ul style="list-style-type: none"> MC returns home. 	<ul style="list-style-type: none"> Sammy is given a gift and returns home. 	Who will your MC be and where do they visit? What gift or object will they bring back?

E	<ul style="list-style-type: none"> MC wants to return to new world 	<ul style="list-style-type: none"> Sammy says thank you to the man in the bookshop and asks his Grandmama if they can return tomorrow. 	<p>What happens when your character returns to where they started?</p>
---	---	---	--

Story Ideas

If you're stuck on some story ideas why not try one of these (or do all of them and write your own series of adventure stories):



Story idea 1: Add to

You could retell or rewrite *The Impossibly Possible Bookshop* but add in a few more extra details e.g. more description about the man in the bookshop, the party or what the tree looked like.



Story idea 2: Sequel (follow up)


Sammy returns the next day and chooses a different book called *Trolls* or *Monsters* or *Pixies* or *Thunder Goblins*.

Your title could be: *The Impossibly Possible Bookshop. The Land of the ??????*



Story idea 3: Disaster

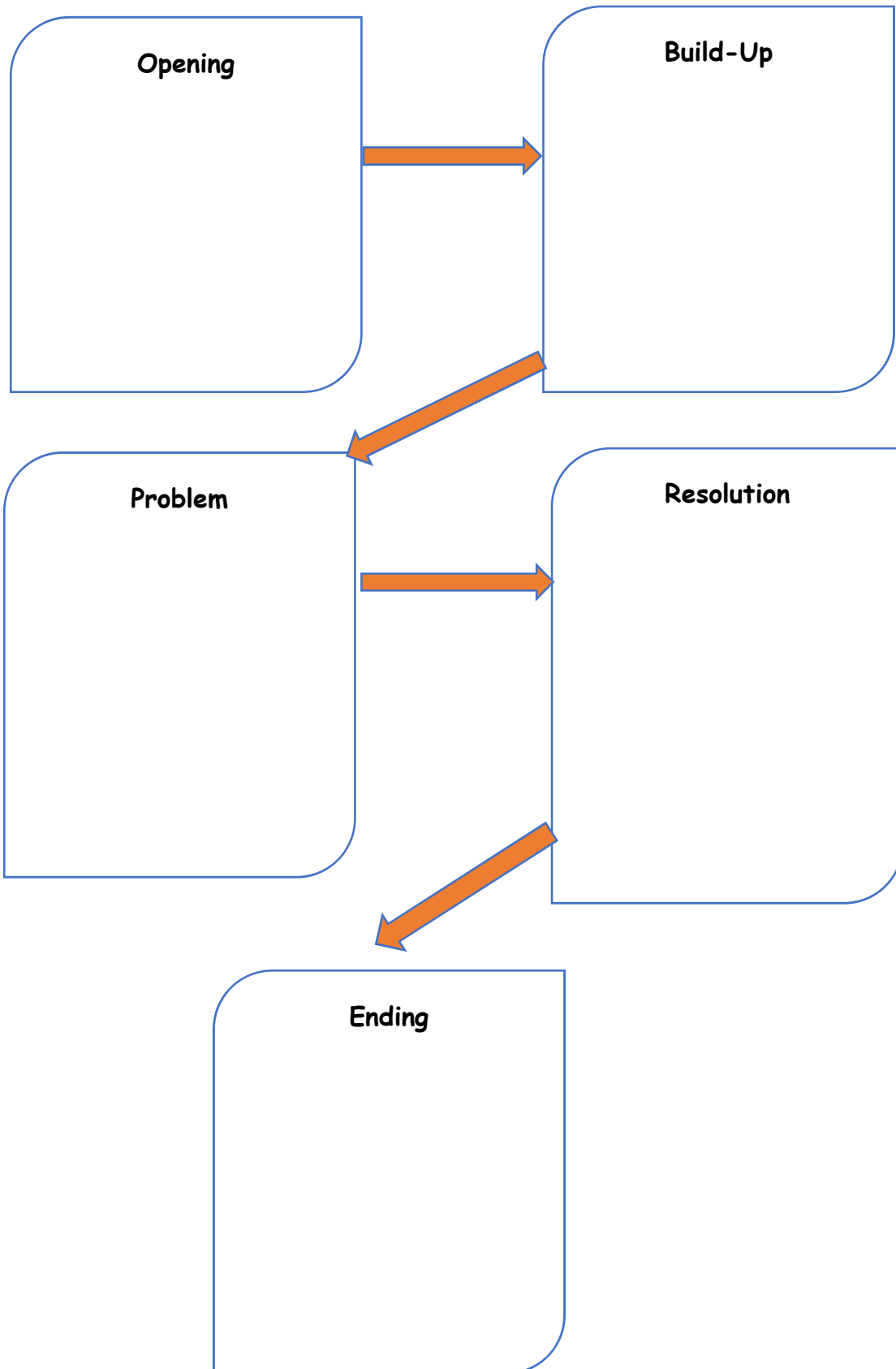
Use the same structure but something bad happens in the middle, for example, the main character encounters some sort of problem like a grumpy ogre who wants to capture them and they have to escape.



Story idea 4: Stowaway

Use the same idea but what if, at the end, the main character realises that one of the characters from the other world has hidden in their pocket and come back to their world with them.

Use this page to plan your story



Let's get writing

Now you are ready to write. Get a piece of paper and a pen or pencil and write your story. It may take a few attempts to get a story that you are really happy with. Don't worry about this as it is called drafting and editing and is a very important part of the writing process.

Can you illustrate your story and maybe add in a menu or recipe? See you at the other end - can't wait to read it!

Reading recommendations

Treerumple's Top 10 Reads

* Do you enjoy stories with strange characters in or tales of visiting new worlds? If so, you may like these.



- 1) P. G. Bell – *The Train to Impossible Places*
- 2) Anna James – *Tilly and the Book Wanderers Pages and Co. Book 1*
- 3) Jenny McLaughlan – *The Land of Roar*
- 4) Struan Murry – *Orphans of the Tide*
- 5) Thomas Taylor – *Malamander* (also try *Gargantis*)
- 6) Phillipa Pearce – *Tom's Midnight Garden*
- 7) Lewis Carroll – *Alice in Wonderland*
- 8) Enid Blyton – *Magic Far Away Tree*
- 9) C. S Lewis – *The Lion the Witch and The Wardrobe*
- 10) J. K Rowling – *Harry Potter*

Answers

extraordinary	something that is very unusual or remarkable - more than just being ordinary.
unusual	something that is different, doesn't always happen or is a bit out of the ordinary
curiosity	when you really want to know or learn something
intricate	complicated or detailed
peculiar	something that is a bit strange, odd or different from normal
insignificant	small or not important
precariously	when something is not secure and is likely to fall or collapse
rickety	poorly made and likely to break
embossed	carved or stamped into something
disheveled	untidy
tweed	rough surface woollen cloth: lots of clothes, especially trousers and waistcoats, are made from this
trinkets	small ornament or a little piece of jewellery which is often not very expensive

Quiz Questions

Name 3 (or more) things that Sammy noticed about the bookshop:

Intricate lanterns, peculiar smoke, tall, thin chimney stack, ivy covering the walls and windows, no bell or door knocker, note on the door, very small and sandwiched between a bike shop and restaurant, inside the shop was huge, lots of books, dusty.

What was the title of the book that he picked up and where was it?

'Tree Goblins' and it was on a high shelf.

Name 5 (or more) things that Sammy saw when he entered the birthday party:

Banners / balloons / bunting / willow table / great feast / you could list all of the food / strange people.

Whose birthday party was it and how old was he?

Treegruttle. 203

What did Treerumple give Sammy as a gift?

A necklace.

Why did Sammy's Grandmama want to visit the town?

To go to the post office.

What happened when?

These are the order of the sentences for your comic strip.

1. Sammy and his Grandmama go into the nearby town.
2. Sammy enters a tiny bookshop.
3. Sammy joins in with the Tree Goblin birthday celebrations.
4. Sammy meets Treerumple the goblin.
5. Sammy is given a gift and returns home.
6. Sammy says thankyou to the man in the bookshop.

Prepositions

The prepositions are underlined and coloured in red.

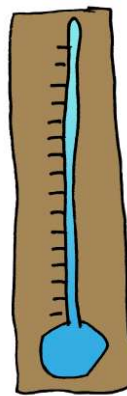
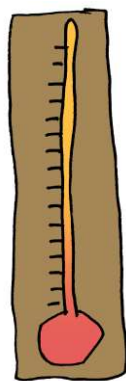
- 1) Sammy began to explore and it wasn't long before a book, perched precariously on a high shelf, caught his eye.
- 2) Sammy found himself inside the trunk of a large tree.
- 3) In the middle of the room, a magnificent feast was laid out
on a large woven willow table.
- 4) In the centre was an enormous cake covered in rainbow icing and on the top over a hundred candles burned brightly.

We've reached the end of our adventure and I hope you've had fun!

I really enjoyed ...



I would rate my journey through this booklet (tick hot or cold):



This workbook has helped me learn ...

© Kat Pennington for Talk for Writing.

Kat Pennington, is a Deputy Headteacher who also works with Talk for Writing to help schools develop the approach.

**Edited and designed by Julia Strong
Prepared for online distribution by Nick Batty**

**To find out more about Talk for Writing, visit
www.talk4writing.com.**

This resource is copyright. All materials herein, texts and supporting resources are copyright to Kat Pennington & Talk for Writing. They are to be used to support children/staff/parents in home-learning ONLY and not for commercial gain or for training or sharing widely, in their original form or any variations.

Permissions: Sharing the web link / URL to where this booklet sits on the Talk for Writing website with colleagues and parents is encouraged, but no part of this publication should be uploaded elsewhere online, reproduced or altered without permission

Thanks to Jon Ralphs for the cartoons: jonralphs.com, Kerry Fulford and Claire Underwood for photos and inspiration.

