


Pie Corbett's Reading Spine

The books that I have chosen are almost all very repetitive and rather like songs! This makes them easier for children to join in with so that the experience of reading becomes interactive and the children begin to learn the story as they are read to. In each book there will be much to discuss so that the children understand the vocabulary as well as what is happening.


All of the books have pictures, which support the text but also compliment and add to it. It is important to discuss the pictures and what is happening in them as much as the text. After a while, the children will get to know each story word for word, which can give great confidence to early readers in terms of fluency when reading.



Where's Spot?

Eric Hill (Puffin)


Both this book and *Dear Zoo* work on the same principle of involving the child in the act of reading by using flaps so that the process becomes interactive. Both books can be used to create new versions by hiding a different animal under homemade flaps. Use the game of 'hide and seek' when playing.



Dear Zoo

Rod Campbell (Puffin)


This book is a gateway into learning about different animals. The repetition of 'so' will add a new conjunction to a child's repertoire. Discuss the reasons for sending the animals back – *heavy, fragile, tall, dangerous, fierce, grumpy, 'with care', scary, naughty, jumpy* and *perfect*. Use masks or toys or puppets and involve the children in the story, playing different parts.



You Choose

Pippa Goodhart and Nick Sharratt (Random House)

This classic book is good to share many times, especially working closely with a few children so they can look at the pictures and choose. Invite children to make collections – organising toys or objects into different categories. Play sorting games – by size, colour, shape or type. Use the book many times to choose a main character, a setting, an animal or object. Use these selections then to make up simple stories. The book can be used endlessly for this as the combinations are almost infinite!




We're Going on a Bear Hunt

READ & RESPOND

Michael Rosen (Walker Books)

Learn the story orally, map it and act it out outside. Ask: *Why does the writer say 'we're not scared' at the very start of the story? Who is scared?* Talk about how everyone feels at different points. Ask: *Was the bear angry or did he just want a friend?* Look at the different places and invent other onomatopoeic phrases (*swishy swashy*). Draw a new map, perhaps of the local area, and create a new version. Act or sing the new version, with costumes or puppets and film it for parents. (See the *Read & Respond* title for further ideas.)



Brown Bear, Brown Bear, What Do You See?

Bill Martin Jr and Eric Carle (Windmill Books)


Read, enjoy and let children join in until they know the story. Leave copies around so they can 'play at reading'. Discuss what else the animals might hear, touch, taste or see. Ask: *How do the different colours make you feel? Which is your favourite?* Create a different version of the story for other animals that the children know, such as a cat or dog. Create tissue collages using primary colours or bold paintings of animals. Also, read *Polar Bear, Polar Bear, What Do You Hear?* by the same authors.



Jasper's Beanstalk

Nick Butterworth and Mick Inkpen (Hodder)


This story makes a neat precursor to *The Very Hungry Caterpillar* as it shows how to make up a simple story by repeating the days of the week and describing what happens on each day. Ask: *Who is Jasper and what is a beanstalk?* Read this in the Spring when you can grow some beanstalks – and tell the children the slightly scary story of 'Jack and the Beanstalk'. Discuss what happens at the end of this story – and then decide with the children what happens to Jasper at the top of the beanstalk!



The Very Hungry Caterpillar

Eric Carle (Puffin)


Share until the children know the story well. Ask: *Who is 'Christa'?* Discuss the idea of the author/artist making the book for someone else. Create collages of the moon at night, leaves and trees. Notice the alliteration (*light/ little/ lay/ leaf*) and the introduction of another conjunction '*but*'. Ideal for getting a sense of days of the week, different fruit (bring in a selection) and growing! Of course, some of this work might best be done in the spring/summer when you can hatch out butterflies or at least see some outside! Paint huge, vibrant butterflies.



Hairy Maclary from Donaldson's Dairy

Lynley Dodd (Puffin)


Read this story many times with everyone joining in and savouring the rhymes. Ask: *Which is the favourite dog? Who is the least favourite?* Try inventing other similes instead of '*as big as a horse*', for example, '*as big as a car*'. Collect and list rhyming words. Play games to hear which words rhyme and which do not. Talk about names that we give pets.



Each Peach Pear Plum **READ & RESPOND**

Allan and Janet Ahlberg (Puffin)


Read together and look carefully at each picture. Tell the class the stories or rhymes behind each of the characters. Make sure that the story books are available for the children to look at. Chant the book together and try inventing a rhythmic clap as a chorus between each page. Provide puppets or costumes and objects from the stories for play. (See the *Read & Respond* title for further ideas.)



Hug

Jez Alborough (Walker Books)


In this book there are of course lots of the different animals to name, but it is also important to let the children tell you how the monkey and the other animals feel and what they might be thinking. Get some sticky notes in the shape of speech bubbles and add in what characters might say or think. Avoid the temptation to tell the children! Make masks and play at the story – use toys or puppets to re-enact. Try making up the whole story with the class, write this up and turn it into a Big Book. The theme of losing a mother also features in *Come on, Daisy!* and in the Reception book *Owl Babies*.



The Train Ride

June Crebbin (Walker Books)

Ideally, take the children on a train! If not, then use film and toys. Ask: *Who has been on a car or bus journey? Where did you go and what did you see? Who is the lady with the child? What is the town and what is the countryside?* There is plenty to discuss in the story – animals, meadows, hills, farms, tractors, tickets, tunnels, the seaside, lighthouse and sand. Ask: *Why are they travelling to Gran's?* Bring in a mirror so that everyone can see themselves. Make seaside small worlds using sand and water. Change the story and have a child coming from the country into the city and ask: *What would they see?* Lay out a train track.




Come on, Daisy!

Jane Simmons (Orchard Books)

Some children might have noticed by now the question marks in certain book titles and here we are now with an exclamation mark as well! Start with the cover. Ask: *Who is speaking, to whom and what might it mean? What do you think will happen in the story? Why must Daisy stay close?* Talk about: 'I'll try'. Track Daisy's feelings. Emphasise the 'but' construction when reading with children joining in. Ask: *Are the dangers real? What is the book about? What is it telling us to do when we go out with Mum or Dad?*

Pie Corbett's Reading Spine


The books for the 4–5 age group build on the Nursery selection. They still mainly use patterned language, but begin to have a stronger emotional connection with the reader. There is also plenty to discuss and to wonder about. Many of them lend themselves to retelling and creating new versions or further adventures featuring the same characters.



Owl Babies

Martin Waddell (Walker Books)


By now children should be familiar with the conventions of books such as cover, author, page-turning, as well as terms such as word, letter, full stops/capital letters, title, story and so on. Draw the distinction between the person who wrote the book and the artist. There is plenty for the children to discuss, especially the graded reactions of the three baby owls. Martin Waddell talks about getting the idea for the book from hearing a lost child in a supermarket crying, 'I want my Mummy'. This is a great book about basic feelings and comfort. Draw, paint or make huge owls. Make owl masks and act the story out as it is being told.



The Gruffalo

Julia Donaldson (Macmillan)

Everyone loves this book! Read and re-read it until the story is in the children's heart forever. Ask: *Why do the animals ask the mouse to come to their houses? Why does the mouse tell the animals about the Gruffalo? How is mouse really clever? Why is the Gruffalo 'bursting with laughter'?* Map the story to see the pattern and retell with plenty of actions. Use puppets/finger puppets to retell the tale. Make a Gruffalo den/corner. Paint an enormous Gruffalo picture.




Handa's Surprise

READ & RESPOND

Eileen Browne (Walker Books)


This is another picture book, like *Rosie's Walk*, in which the pictures say more than the words. Make the effort to buy the fruit to show the children. Draw or paint the animals and fruit. Retell the story and act it out, using a wallpaper map. Change the animals and fruit to invent a new version. Discuss what we know about Kenya from the story. (See the *Read & Respond* titles for further ideas.)



Mr Gumpy's Outing

John Burningham (Bloomsbury)


Another cumulative tale that can easily be used to make your own version. Ask: What happens when everyone comes 'for a ride another day'? Use a roll of sturdy lining paper and draw a long map. Use this to draw the different animals and write what they say inside speech bubbles. Ask: *Who in the story is naughty? Should Mr Gumpy have been more sensible?* This is a lovely story to chat about and play at. Provide the toy animals or puppets and a floor map.



Rosie's Walk **READ&RESPOND**

Pat Hutchins (Random House)


This is a clever book. Try reading it to the children without looking at the pictures. Then show the book and enjoy the slapstick. Ask: *Is Rosie clever or is the fox silly?* Pick up on any design or pattern that interests the children and imitate with crayons or paints. Draw the map, notice the prepositions and create new journeys with a fierce animal following! (See *Read & Respond* title for further ideas.)



Six Dinner Sid

Inga Moore (Hodder)

It would be worth talking about pets and the vet before starting the story. Then read and enjoy the beautiful art work. Make the houses out of cardboard boxes and play at the story. Ask: *Why would the cat want six dinners? Why don't the neighbours talk to each other?* Discuss the six different characters and then invent new ones, using alliteration, such as: *As Clive he was curious...* Hold pretend phone calls between the vet and the owners about their cat, and then make up what the owners would say to each other about Sid! Ask: *How are the people in Pythagoras Street different and why was this better?*



Mrs Armitage

Quentin Blake (Random House)


Oh, the joy of Mrs Armitage! Make sure that you bring a real bike into the classroom! Read and all chant the story together. Discuss the pictures and words. Draw a huge basic bike and add extra ideas like Mrs Armitage. Recreate the bike in the classroom by starting with a chair and then add on all the things that are in the story. Finally, add sound effects and perform the story. Ask: *What might be added to the roller skates?*



Whatever Next READ & RESPOND

Jill Murphy (Macmillan)


Show the inside title page. Ask: *What sort of character will the bear be?* The story is an obvious invitation to wonder 'how could we make a rocket, where would we travel and who would we meet?' Such play could lead to new versions of the story ('You and your stories. Whatever next?'). Ask: *Did Baby Bear really travel to the moon? Where did the story take place?* (See the Read & Respond title for further ideas.)



On the Way Home

Jill Murphy (Macmillan)


Look carefully at the front cover and ask: *What do we think is going to happen in the story?* Act the story out with children taking the different roles. Ask: *Why doesn't Claire tell the truth? Why does she cry at the end?* Notice how each mini story fits the basic story mountain pattern – main character, dilemma, resolution. With the class create your own versions, map, retell and write.



Farmer Duck

Martin Waddell (Walker Books)


This is basically Animal Farm for five-year-olds. Compare the inside cover spread at the front with the back – and the cover – what do they think is going to happen? Then look at the inner title page for more clues. Act out the animals meeting. Tell the story of what the farmer did next. Ask: *What did the animals say? Did they all set to work?* Set up a farm area for play. Write messages to the farmer!



Goodnight Moon

Margaret Wise Brown (HarperCollins)

What other stories have a moon in them? (Owl Babies, Where the Wild Things Are, Can't You Sleep Little Bear?). Make a list of all the things in your classroom and say: *In the classroom there was a clock, chair, a sand tray, a computer and lots of tables.* Then say good night to all these things and extend each idea – present this as a list poem. For example: *Goodnight clock that ticks. Goodnight chair where we can sit. Goodnight sand tray where we play each day.* This is a gentle and comforting story for the end of the day. Let children take it in turns to read or tell the story in a role-play area to a baby – and NOT just the girls. Let them learn to be comfortable with a book at an early age.




Shhh!

Sally Grindley (Bloomsbury)

This amazing book is very good for sharing with parents, as the way the book is written demonstrates to parents how to read with their child. Read, join in and enjoy the story many times. Look for clues about what is on the next page and look carefully at each page as there is plenty to notice and comment upon. Think about how the characters feel. Tell the story of Jack and his visit to a giant's castle.

Pie Corbett's Reading Spine

The picture books in Year 1 offer deeper exploration of emotions and wonder. They are mainly rooted in the everyday crises of life. Again, most of these books lend themselves to setting up a variety of play situations – using toys, costumes and puppets – but the children also need to be involved in careful reading of the books, paying close attention to the detail and entering imagined worlds to experience the stories deeply – then talking it all through.



Peace at Last

Jill Murphy (Macmillan)

Ask the children: *What is peace?* Make a list of peaceful times (*I am peaceful when...*). You might need to explain 'snore' before reading the book! Ask: *Why can Mr Bear not sleep?* Make a list of all the noises he can hear. Turn this into a list poem and add other ideas. For example: *At night, I hear the cats fighting outside. I can hear the buses driving by. I hear the kitchen tap dripping.*



Can't You Sleep Little Bear? READ & RESPOND

Martin Waddell (Walker Books)


Follow both bears and talk about what they feel or are thinking. Ask: *Is Little Bear really trying to go to sleep? How does Big Bear comfort Little Bear?* Re-read this book many times, as it is about comfort and feeling safe. (See the *Read & Respond* title for further ideas.)



Where the Wild Things Are

Maurice Sendak (HarperCollins)


Look at the cover. Ask: *What might happen? Who is creating mischief? What really happened in Max's room that night?* Create a 'Wild Things' dance – 'be still' and then 'let the wild rumpus begin'. Make masks for the dance and music to accompany the movement. Create large monster paintings. Ask: *What are the monsters and why does Max send them to bed? What do you think his parents are like?*



The Elephant and the Bad Baby

Elfrida Vipont and Raymond Briggs (Puffin)

This wonderful cumulative tale has been around for almost 50 years. Enjoy the story with everyone joining in. Ask: *Is the baby really a 'bad' baby?* Draw long maps so that the children can see the story pattern. Act the story out for an assembly. Retell the tale, visiting different places (perhaps local to you) and with different characters. Ask: *What other book has a similar ending where they all go home for tea? (Mr Gumpy).*



Avocado Baby

John Burningham (Bloomsbury)

Of course, start with a discussion about babies – and bring in an avocado for tasting (marvel at the huge seed and plant it). Enjoy the ridiculous humour (the Popeye theme) and talk about being strong and weak. Ask: *What do you think the baby will do next?* Watch the bullies get their come-uppance! Create new stories based on the same idea featuring babies that will only eat one food and gain a superpower, such as a 'Banana Baby' that can fly!



The Tiger Who Came to Tea

Judith Kerr (HarperCollins)

Role-play the scene where Daddy returns and they tell him the story of what happened when the tiger came to tea. Ask: *What can you spot in the scene in which the family is walking to the café?* (A cat appears that looks like the tiger.) Apparently, the tiger never came again – but retell the story of when a different animal came to tea! Create a collage of an enormous tiger.



Lost and Found

Oliver Jeffers (HarperCollins)


Tell the children some things about penguins... and about a 'lost and found office'. Then, read and enjoy this strange tale. Ask: *What interests you in the tale? Why does the penguin follow the boy?* Role play the scene in which they go to the office. Ask: *What is 'disappointment'?* Tell stories to the penguin – make a boat in the class and provide a cuddly penguin to tell stories to and 'talk about wonderful things'. Ask: *Why is the penguin sad when they reach the South Pole? What was the 'big mistake'?*



Knuffle Bunny

Mo Willems (Hyperion Books)


Yet another story about loss, but this time it is the loss of a cuddly bunny and not a mother (*Dogger* has a similar plot). The key to the story involves knowing what an 'errand' and a 'Laundromat' might be! The inside title page provides some interesting background detail worth discussing. Discuss the moment of realisation. Ask: *Why doesn't Dad understand and what advice would you give him? Why is it that Mum understands immediately?* Practise going 'boneless' and showing Trixie's emotions with just your faces! Collect baby, family or made-up class words. Ask: *How do you think the images were created?* (Ink sketches and digital photography.) Try the same technique!



Beegu

Alexis Deacon (Random House)


Read slowly and give time for children's spontaneous comments. Re-read and track the ups and downs of what happens and what Beegu feels and might be thinking. Role play conversations between the characters that Beegu meets and a new character, explaining what happened. Role play conversations between Beegu's parents. Write letters from Beegu to the children and from the children to Beegu. Ask: *What would Beegu want to know or be interested in?* Create small worlds or larger areas into which a Beegu/ET character arrives and tries to make friends.



Dogger

Shirley Hughes (Random House)


This is a classic and necessary picture book for infants. It is about sacrifice or giving things up for other people to make them feel OK – though the moral doesn't need spelling out as the children will instinctively understand this truth. Obviously, this does however call for a big talk about special cuddly toys, mementoes and objects. Bring in your own cuddly toy! Track and discuss the ups and downs of the characters – Bella, Dave, Mum and Dad and of course the little girl. Everyone is feeling different! Ask: *What would you say to Bella?* Write a thank you letter from Dave to Bella.



Cops and Robbers

Alan and Janet Ahlberg (Puffin)

Draw the street map that appears in the book. Collect a box of the missing toys. Read in conjunction with *Burglar Bill* (Puffin). Read and chant together the story many times. You will need many copies of the book for the children to spot and talk about all the details in the drawings. Quite a lot of vocabulary will need discussing – from crowbars to truncheons! Create huge WANTED posters. Get a plastic helmet for play and for reading the story in role as Officer Pugh!




Elmer

David McKee (Andersen Press)

After reading the book ask the children: *What is the best thing about Elmer? Why is Elmer feeling worried? Were the animals really laughing because he was different? In what way was Elmer different? How do we feel different?* This book offers plenty to discuss. Draw the outline of large elephants and design a multi-coloured patchwork Elmer with tissue paper, felt, paint, crayons or different materials, using squares or triangles or rectangles or other patterns.

Pie Corbett's Reading Spine

In Year 2, it is important to start to move from sharing picture books into sharing chapter books. These will not only provide a meaty read, but also demand that the children use their imagination. Of course, there are also many Reception and Year 1 children who will sit and enjoy a chapter book and this should form part of their reading experience. Many of the chosen books operate on different levels - from the satisfaction of good stories to the exploration of deeper themes.



Traction Man is Here Picture books

Mini Grey (Random House)

With the class read the pictures carefully, looking for details. Discuss together any difficult words. Re-read a number of times and talk about how the characters feel. Bring into school other kitchen equipment and encourage children to invent further adventures for Traction Man and Scrubbing Brush. Ask: *Are the adventures real? Who made them up?* Design Traction Man adverts or invent a new superhero or heroine.



Meerkat Mail

Emily Gravett (Macmillan)


Begin by finding out a bit about meerkats and the other animals, such as jackals. Watch meerkats on film with the class. Invite the children to write a newspaper article about Sunny's visit to one of the places in the book. Encourage them to write postcards from other visits that he made. Together draw a map of the story. Also, read *Wolves* (Macmillan) and *Little Mouse's Big Book of Fears* (Macmillan).



Amazing Grace READ & RESPOND

Mary Hoffman (Frances Lincoln)

With the class tell or read the stories mentioned: Joan of Arc, Anansi, The Wooden Horse, Hannibal, *Treasure Island*, Hiawatha, Mowgli, Aladdin and Dick Whittington. Ask: *What sort of person is Grace? Where are the clues? In the story, are Raj and Natalie right? Which is the most important line in the story?* (Possibly 'you can be anything'.) (See the Read & Respond title for further ideas.)



Pumpkin Soup

Helen Cooper (Corgi)


Read and enjoy the images and story. Ask the children: *What causes the argument and who was right?* Discuss how Cat and Squirrel's feelings change. Ask: *When are they happiest and why?* In role as Duck, tell the story of what happened when you left the Pumpkin. Also, with the class set the story to music, perform and dance with costumes and chant or sing with a dramatic chorus.



Who's Afraid of the Big Bad Book?

Lauren Child (Orchard Books)


Before reading this book it is essential to know the stories of Goldilocks, Rapunzel, Dick Whittington and Cinderella – so start by retelling these stories or some of the wit will be lost! Having really discussed the book, encourage the children to try falling 'into a book' and becoming a character in a well-known fairy tale, but then alter what happens. Take photos, enlarge and copy these for the children. Then, ask the children to draw characters and objects onto the photos, using Lauren Child's collage technique.



Dr Xargle's Book of Earthlets

Tony Ross (Andersen Press)


Read and enjoy – then discuss the funny bits. Ask: *What makes them amusing?* As a class collect some of the strange words that Dr Xargle uses and give them definitions, such as 'eggmangle', 'earthlet', 'hairdo of a sheep'. Ask: *What other strange things might aliens not understand if they came to earth?* Together make a little book of such misunderstandings.



Not Now Bernard

David McKee (Andersen Press)


Re-read a number of times and then discuss the parents, the child and the monster. Ask: *Who in the story is naughty? Are the parents ignoring the child or is he choosing the wrong moment? Are they too busy? Are they kind parents? What does the monster stand for? When do we feel or behave like monsters?* Let the children take it in turn to role play being Mum and Dad and talk about what has happened in the kitchen!



Tuesday

David Wiesner (Andersen Press)


After reading ask the children: *What do the frogs remind you of on the leaves?* (Flying saucers.) Hot-seat the man at 11.21pm. Ask: *Why do the frogs fall off the leaves? Why is the last frog looking grumpy?* Then turn the opening pages into a story. As the detective, encourage the children to interview the man in pyjamas and write up a police report. Together role play the news report and make a film of the interview and news item. Ask: *What happens the next Tuesday at 7.58pm?*



The Flower

John Light (Child's Play)


Before reading ask the class: *From the cover what might the book be about? How do the city people feel at the start of the book?* Pause on the page in the library and see what the children notice. Ask: *Why might books be dangerous? Why might a book be labelled 'do not read'?* Discuss the two books mentioned in the border: 'Jack and the Beanstalk' and *Alice in Wonderland*. Ask: *What do they have in common and how do they differ? Why were they chosen?* Stop where Brigg is reading the book and discuss what the book is about. Ask: *Why does he read it in secret?* Then read straight through and discuss the theme again at the end of the book.



Gorilla READ&RESPOND

Anthony Browne (Walker Books)

Read through the story and discuss. Re-read and look more carefully at the pictures. With the class make a list of strange things. Discuss the Dad and the Girl. Ask: *What do they want? Talk about their relationship.* Ask: *Who is the gorilla? If you had to say what the book was about in one word, what word would you choose? Which is the most important picture and why?* (See *Read & Respond* title for further ideas.)



Emily Brown and The Thing

Cressida Cowell (Orchard Books)

I would start this by bringing in a 'cuddly' and discussing why they are so important! Also, provide other 'Emily Brown' books for free reading, including *That Rabbit Belongs to Emily Brown* (Orchard Books). On the first reading, stop on the page where Emily asks, *What's really the matter?* and predict. Re-read and discuss the challenging vocabulary – provide pictures and relate words to children's own experiences, listing synonyms. Tell a story that Emily might have told the witches and discuss the use of the font changes. Discuss what the story is about – especially the end. With the class make lists of nice/scary things and write as list poems.




Frog and Toad Together Novels

Arnold Lobel (HarperCollins)

Each of the five stories is a little gem. Here are some simple ideas for each tale:

1. Prepare model making lists with the class of what needs to be done and have children make 'job lists'.
2. Grow seeds: choose stories, poems, songs and play music for the seeds.
3. Bake cookies and discuss the need for 'will power'.
4. List brave characters for stories and discuss what it means to be brave.
5. What does the dream story mean?


Finally, ask: *What do the stories tell us about the different characters of Frog and Toad?* Read through and list clues. Ask: *Why would they make good friends? Which is your favourite story and why?* Also, read *Frog and Toad are Friends* (HarperCollins).



The Owl Who Was Afraid of the Dark READ&RESPOND

Jill Tomlinson (Puffin)

List and discuss fears about the dark saying: *you are only afraid of the dark because you don't know about it.* Role play Plop talking with the different characters. Write a letter to Plop to persuade him that the dark is actually friendly. Use an image of an owl (or the real thing if available) and draw in your 'nature sketch book'. Ask: *How has Plop changed by the end?* Write list poems about the dark. Find out about other nocturnal animals and create constellations. Paint and create owl collages and masks. Revisit *Owl Babies* (Walker Books). (See the *Read & Respond* title for further ideas.)



The Giraffe, the Pelly and Me

Roald Dahl (Puffin)


This is a meaty read. Begin by finding out a bit about giraffes, pelicans and monkeys. Invite the class to write adverts for 'The Ladderless Window Cleaning Company' and invent names for new sweets. Discuss the final song and its meaning. Draw 'The Grubber'. Ask: *What dreams would you have?* Learn, sing (or chant) and perform the various songs with the class. (See the *Read & Respond* title for further ideas.)



Fantastic Mr Fox READ&RESPOND

Roald Dahl (Penguin)


Before reading, it might be worth finding out a little about foxes. Draw the three farmers and collect information/quotes about them from the book. Re-read and savour the great writing in Chapter 3. Invite children to write letters to the farmers from the crowd at the end of chapter 7. Before reading Chapter 9 ask: *What do you think Mr Fox's plan will be?* Pause in Chapter 12 and ask: *Are the other animals right?* Pause in Chapter 14 and ask: *Is stealing right in this case?* Discuss with the children whether farmers should shoot foxes. Then with the class role play the conversation between the farmers at the end. (See the *Read & Respond* title for further ideas.)



The Hodgeheg **READ & RESPOND**

Dick King-Smith (Puffin)


Introduce the book by showing film/images of hedgehogs and discussing the problem they have with roads! Make a list of rules about crossing the road for Max. Ask: *What advice would you give Max about crossing the road?* Write sentences that swap over words and letters. Role play a family discussion about Max's condition in Chapter 4. Hot-seat the hedgehog Max meets in Chapter 5. Tell the story of 'the first crossing' and hot-seat the lollipop lady at the end! Next, try reading Dick King-Smith's *Fox Busters* (Puffin). (See the *Read & Respond* title for further ideas.)



Flat Stanley **READ & RESPOND**

Jeff Brown (HarperCollins)

With the class use 'role on the wall' to collect insights into the family and ask: *What are they like and how do we know?* Together explore their feelings and list the advantages of being flat. Encourage the children to write the police report for Chapter 2 and the invite from Thomas. As journalists, invite them to interview Stanley and write a news report for Chapter 4. Discuss the teasing in Chapter 5 and how the boys feel. Finally, can they write another adventure for Stanley? Make available the other 'Flat Stanley' books for independent or guided reading. (See the *Read & Respond* title for further ideas.)



Willa and old Miss Annie


Berlie Doherty (Catnip)

This is a gentle, deep book of three linked stories that should be savoured and thought about.

1. Read pages 1 and 2: discuss what will happen, who is Joshua and how will they all become friends. Read 5 pages and ask: *Who is lost? What is 'Joshua' about in one word?*
2. In 'The Bony' discuss the rights and wrongs. Ask: *What would you say to Silas and Molly?*
3. Discuss pets and friends. Ask: *Can wild animals be pets?*

Pie Corbett's Reading Spine

Whilst I have selected just one picture book for Year 3, there are many more which will intrigue and provide a challenge for this age group such as *The Day the Crayons Quit* (HarperCollins) or *John Brown, Rose and the Midnight Cat* (Puffin). Children of this age need a great storyline, but should also be experiencing deep and rich books.



The Iron Man **READ&RESPOND**

Ted Hughes (Faber)

Notice and imitate the opening, using rhetorical questions to draw in the reader. With the class role play the family talking about the picnic or Hogarth telling his parents about what he had seen. Invite them to create a diary for Hogarth and news bulletins for both the Iron Man and space-bat-angel-dragon. Discuss which of the two tales is strongest and why? Ask them to draw parallels with other 'taming the monster' stories. (See the *Read & Respond* title for further ideas.)



Cat Tales: Ice Cat

Linda Newberry (Usborne)


With the class look at the use of imagery on the first few pages and make a list of other similes for snow. Ask: *What else is white? Why does Tom feel funny about Gary's dad in Chapter 1? How can a creature be in the snow? Why does Tom feel bad-tempered with his dad in Chapter 2? Talk about the lump of ice inside of him. Ask: In Chapter 3 what is the Ice Cat searching for? In Chapter 4 how can the cat's touch be inside of Tom and why does he destroy the snowman and blame the Ice Cat? In Chapter 5 explain the Ice Green Cat's role in the story and why the icy hardness melts away. Ask: What is it all about?*



The Sheep-pig **READ&RESPOND**

Dick King-Smith (Puffin)

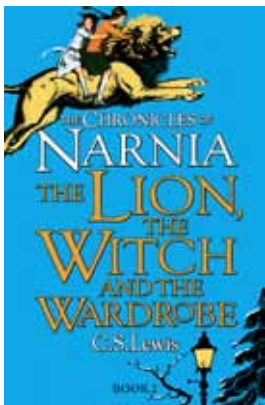
Remind the children that they have previously read a Dick King-Smith novel, *Hodgeheg* (Puffin). Not surprisingly, he used to be a farmer. Ask: *Are pigs stupid? (See Chapter 2.) Why does Fly look after Babe? At the start of Chapter 3 what are the puppies not telling Babe?* Discuss the relationship between Fly and Babe. Ask: *What is it about Babe's character that is so endearing?* Invite the children to write the police report about the sheep rustling incident and the news report about the sheep-dog trials. (See the *Read & Respond* title for further ideas.)



The Abominables

Dick King-Smith (Puffin)

This is a longer read. To set the scene, begin with some introduction to the Abominable Snowman, the Yeti and the mountains of Tibet. Together predict what might happen from the first sentence. After reading Chapter 2 ask them to write stories to read to the yetis. Ask: *How is 'the world outside changing' and why is this an issue?* After reading Chapter 3 can they write a newspaper story about the yetis? After reading Chapter 5 discuss whether the plan is a good one. After reading Chapter 13 encourage the class to write a leaflet to persuade people to help the yetis. As a final task, together rename the story! Also, read *Journey to the River Sea* (Macmillan) and *One Dog and his Boy* (Marion Lloyd Books).




The Lion, the Witch and the Wardrobe

READ & RESPOND

CS Lewis (HarperCollins)

After reading, ask the class to write list poems 'through the magic door/ I saw...'. Re-read and discuss together the reaction of the Professor. Draw the lantern in the snow with the trees and ask them to write a description. In small groups recreate the meal in Mr Tumnus's house and describe it. Discuss together which is the key scene and what it means. Draw a Narnia map and invite children to draw in episodes. Encourage the children to write information reports about some of the magical creatures and design traps for the nasty ones! Together make character charts for each character to compare and contrast. With permission watch the film in lesson. Then use role play to explore conversations between the children about Edmund's behaviour. Explain his actions. Ask: *Why is he forgiven?* (See the *Read & Respond* title for further ideas.)



The Battle of Bubble and Squeak

Philippa Pearce (Penguin)

With the class create role-on-the-wall for Sid, Bill and Alice Sparrow. Ask: *How does the writer show their characters?* Use diary entries or hot-seating to keep alive the different viewpoints of what is happening in the family. Pause at the end of Chapter 10 asking them to predict how it might end. Discuss the end of the story. Interestingly, the story is based on two gerbils that Philippa Pearce's daughter Sally kept, as she said: *"almost all the incidents... happened to us: [the gerbils] gnawed holes in the curtains, the cat caught one and we had to take it to the vet. Our gerbil never fully recovered, but happily the fictional one does."*



Hansel and Gretel


Picture book

Anthony Browne (Walker Books)

Read a version of the original and compare it together with the class. Read the story without showing the pictures to the children, then read with the pictures. Spend time looking at each picture, so the children can notice the visual play and discuss the changes in mood the artist portrays. Encourage them to imagine being in the wood and ask: *What would you see, hear, feel, think?* Then create list poems from these ideas. Discuss the step-mother/witch and the visual imagery. Ask: *Are they just tricks? What should the father have done?* Discuss the role of poverty in the story.

Pie Corbett's Reading Spine

This selection covers a range of stories that extends to fantasy as well as introducing Anne Fine's wonderful books. I came across *Perry Angel's Suitcase* by Glenda Millard in Australia. It is a deeply moving book, both sad, but also full of hope – a lovely book. Read it yourself before reading it with the children to judge whether it is right for your class.




Bill's New Frock

READ & RESPOND

Anne Fine (Egmont)

Read the first sentence and then discuss how might things be different for Bill. With the class list and discuss the various things that happen to Bill as a girl. The book was written in 1989, so together consider if anything has changed since then. Act out the classroom scene in Chapter 2. Discuss the line '*I am a person*' in Chapter 7. Encourage the children to write an extra scene for the book. (See the *Read & Respond* title for further ideas.)




Charlotte's Web

READ & RESPOND

EB White (Puffin)


It is 63 years on, but it is still a great read, starting with such a startling opening: "*Where's Papa going with that axe?*" With the class track the different characters, gathering clues about their different natures. Also, chart with a character graph how Wilbur's character develops. Produce a class timeline to show the sequence of events, so the plot can be seen in one glance. Role play conversations between Fern and Avery about different events, revisiting what has happened and discuss the implications of the key events. (See the *Read & Respond* title for further ideas.)



Why the Whales Came

Michael Morpurgo (Egmont)


Provide the children with some information about Narwhals as they feature in the story. Also, check out Bryher on the Isles of Scilly, and Rushy Bay – which is a key setting – and research on the internet why families left Samson Island. On the board draw a map of Bryher and together label with events. Ask: *How do our views of the Birdman change and why?* Issues to discuss in class: fear, bullying, friendship and should whales be hunted. (See the *Read & Respond* series for further ideas.)



The Firework-Maker's Daughter

Phillip Pullman (Random House)


As a class invent names for new fireworks and draw designs for amazing explosive fireworks! Encourage children to write a letter from Lachand back to Lila (Chapter 2). Ask: *What is the big challenge that Lila faces?* Then in groups they can act out the scene where Lila meets Razvani. Ask: *How does the author show how Lila feels in Chapter 5?* 'Illusions': *what does this mean in Chapter 5? What sort of person is Lila?* Invite them to gather evidence. Provide time to create persuasive adverts for a firework show by Lila and Lachand. Also, read *The Scarecrow and his Servant* (Random House) by the same author.



The Snow Walker's Son

Catherine Fisher (Red Fox)


From a 'Fire' daughter to a 'Snow' son, this is the first part of a powerful trilogy involving 'magic' written by the Welsh novelist and poet, Catherine Fisher. Track the two main characters, Kari and Jessa, perhaps using a class timeline to show the main events and their developing characters. With the class make notes and discuss at the end the role of heat and cold in the story. Can they predict (or write) what might happen in the next story, *The Empty Hand* (Red Fox)?



Perry Angel's Suitcase

Glenda Millard (Phoenix Yard Books)

Read this book yourself before sharing it with the class. Discuss in lesson how everyone feels before Perry arrives and then discuss Perry's behaviour, thinking about why he acts as he does. Discuss the suitcase. Pause in Chapter 10 to discuss why Perry gets onto the raft. Ask: *What advice can be learned from Chapter 10?* Discuss the viewpoints of those involved at the end of each chapter. The themes run deep and it will help for children to talk about their feelings. There are other books in this series, all equally magical.



Voices in the Park


Picture book

Anthony Browne (Random House)

Read the book through several times. Ask the children to list 'things to talk about' or 'questions' then discuss. Ask: *How do you feel about each character and why? (Is the mother really a bad mother? Where is the dad? Why does she wear a bowler hat? Is it right that the girl makes the dad a cup of tea?)* Together place them in order of sympathy. Then discuss relationships. Ask: *Which is the most important picture? Why? How long did the story take to read? What is the story about? What is its theme?* Discuss the pictures, use of colour, playfulness, lines and the font used. Also, study *The Tunnel* (Walker Books) by the same author.

Pie Corbett's Reading Spine


It was only when I had made my list for Year 5 that I realised how animals feature heavily – cats, wolves and foxes! These are romping reads as well as stories that touch deeply. I have listed them in a suggested order that leads towards what I would say is the greatest novel ever written for children.



The Wolves of Willoughby Chase

Joan Aiken (Red Fox)


There are 12 novels in this series (the 'Wolves Chronicles') and 'The Wolves' is the first, set in Joan Aiken's own historical world (1832) where wolves have travelled through the Channel Tunnel! Begin by researching some information about wolves. There is a good film that can be used to compare with the book (though it has a PG certificate so get parental permission). Try reading the book chapter-by-chapter and watching the film alongside, section-by-section. With the class list difficult vocabulary for discussion and create a glossary of historical terms. At the end, discuss what should happen to Miss Sleighcarp and Mr Grimshaw. Check out Joan Aiken's website where you can download a bookmark for the book. (<http://www.joanaiken.com/pages/books.html>)



Varjak Paw

SF Said (Random House)


After reading the book, ask children to paint dark city landscapes and skylines. Then together draw role-on-the-wall for Varjak, collecting clues and quotes about his developing character. Ask: *Why is Varjak rejected and yet why does he return?* Explain the difference between Varjak, the Elder Paw and the other cats. Can the children contrast the inside of the house with outside in the city? Together invent a 'Jalal tale' and explain 'the way'. Invite the children to write a night adventure for Varjak – for example, a story in which he nearly gets caught by Sally Bones. Encourage them to write a sequel adventure and then read *The Outlaw Varjak Paw* (Random House).



Wolf Brother

Michelle Paver (Orion)

Before reading draw a map and during the story, mark where events occur. With the class make a list of the words or phrases that Wolf uses instead of human terms and give their definitions, such as *'Tall Tailless, Bright White Eye, thundering Wet'*. Encourage them to try inventing other phrases for everyday things and try writing a scene from the book from Wolf's viewpoint using his language. The story is set 6,000 years ago and imagines what life might have been like. Together describe the main settings – the Raven camp, the ice river, the wide water, the cave and the forest. Draw and discuss as a class the significance of the main events – Torak's father's death, meeting Wolf, fighting Hord, discovering the prophecy and defeating the bear. Compare this book to other 'quests' – typical characters, events and plot patterns.



Street Child **READ & RESPOND**

Berlie Doherty (HarperCollins)

Based on the true story of an orphan, Jim Jarvis, who inspired Dr Barnardo to set up his famous children's home, this book is ideal as a read for any Victorian project. Background work on Barnardo and the life of street children would set the context. Read 'Tell me your story Jim' and in pairs invent a possible tale for Jim. In role as 'agony aunts' ask children to advise Jim after each chapter on his next moves. Map the story as it unfolds and at the end have them retell Jim's story in role as they now know it. At the end, discuss 'what is a home?', children's rights and how Jim survived. (See the *Read & Respond* title for further ideas.)



The Midnight Fox **READ & RESPOND**

Betsy Byars (Faber)

Read the first two paragraphs and discuss as a class what the story might be about. Tom says: 'I like the way I am'. Discuss the tension between his father's and Uncle Fred's expectations and Tom's view. Ask the children to invent newspaper titles for key incidents and use these to label a class map of the story. Provide time to write letters to Petie Burkis about the main events. Ask: *Why did Uncle Fred and Aunt Millie 'never mention what I had done'?* At the end, Tom says 'it was as if it had happened to another boy'. *What did happen? How did he change?* Then discuss who was right: Uncle Fred or Tom?



Tom's Midnight Garden **READ & RESPOND**

Philippa Pearce (Oxford University Press)

This book demands a timeline of events so that the class can see the way in which the plot is constructed and how time shifts. (You can see the house that Philippa Pearce used as a basis for the book online: <http://www.dailymail.co.uk/news/article-2644779/Country-house-inspired-Philippa-Pearces-Toms-Midnight-Garden-goes-market-3-5million.html>) Mime moving as a ghost through a door into a different world. When reading Chapter 20 discuss 'time no longer'. Before reading Chapter 26, discuss with the class how the tale will end. Invite them to draw the garden and write an extra episode for Tom and Hatty. Can they write their own midnight trip into another world, such as *Pie's Midnight Forest* and identify the link with time travel in *The Lion*, *The Witch and the Wardrobe* from Year 3? (See the *Read & Respond* title for further ideas.)



FATHER **Picture book**

Grahame Baker-Smith (Templar)

Begin by reading the cover and ask: *Why is the title 'FATHER'?* *Why the poppies? The birds? The wings? Are dreams important?* Explain 'another call claimed him'. Ask: *What is the story about? What does it mean to each child?* Gather clues as a class about each character and then interview them in turn – mother, father and son. Also, read and explore the wonderful *Leon and the Place Between* (Templar), as well as picture books by David Wiesner, such as *Free Fall*, *Flotsam*, *Hurricane*, *Art and Max*, *June 29, 1999* and *Sector 7* (Houghton Mifflin).

Pie Corbett's Reading Spine

Here is my selection of great novels for Year 6 children. Do also look out for Doris Lessing's *Through the Tunnel* (HarperCollins), which is a fabulous and challenging short story. These books are the reading rites of passage that pave the way for the great literature that lies ahead. The books are intense reads, meaty books that are crafted beautifully. They will stay with the reader forever. These books are life-changers. Do read them before sharing with the class as some touch on challenging themes.




Holes

READ & RESPOND

Louis Sachar (Bloomsbury)

Invite the children to keep a diary for each of the key events – and by contrast, write a letter home from the camp. Together collect information about the main characters and discuss why they behave as they do. Ask: *Why did the author give Stanley a palindromic name?* Draw two timelines to track the present and past events. In role as journalists, encourage children to carry out interviews and write a news item for the start and end of the book. Ask: *Why is the book called 'Holes'?* Talk through all the possibilities. Discuss *'the holes in their lives'*. Then make a comparison with the film (it has a PG certificate, so you might want to check with parents before showing it). (See the *Read & Respond* title for further ideas.)



Clockwork

Philip Pullman (Random House)


Before reading, ask: *What does the cover suggest the book will be about?* While reading it in class create a story map of the story and show how the main events and characters interconnect. Ask: *Which are the good/bad characters? Where is your evidence?* Together compare Karl and Gretl using evidence from the text. Ask: *In what way is the book like 'clockwork'? How are our lives like clockwork? In what ways do we 'wind up the future like clockwork'?* Re-read the book and pause at the places where there is the most suspense. Ask: *How does Philip Pullman create suspense? What techniques does he use? How does he keep the reader 'all wound up'?*



The Hobbit

J.R.R. Tolkien (HarperCollins)

With the class create maps and a timeline for the adventure. Can they write messages in runic code? Invite them to write letters to Bilbo to persuade him to join the journey. Together create a set of instructions, such as 'How to Trap a Troll'. Role play the Troll scene in lesson. Invite them to write riddles for Bilbo to use against Gollum or the Dragon. Provide time to write Gollum's story, asking: *How did he get inside the mountain and how did he come by the ring?* Together write a poem listing what you would do with a magical ring. After each key part of the story, interview a child in the role of a dwarf and ask them about what has happened or create and film news bulletins. Challenge children to draw or describe Smaug, as well as write an 'end of term report' for Bilbo. Ask: *How has the journey changed him?* Work out the underlying pattern of the Quest story – and the key archetypal characters – then create your own quest in chapters.



Skellig **READ & RESPOND**

David Almond (Hodder)


Together in class discuss Mina's views on education. Ask: *Who or what is Skellig? What is the book about? Invite them to collect key lines to talk about, such as 'truth and dreams are always getting muddled'.* In role as Mina, encourage children to write her diary extracts about what is happening. Perform and talk about 'Tyger' by William Blake. Provide time to write Michael's story for Miss Clarts in Chapter 33. Ask: *Why does Michael want to call the baby 'Persephone'?* Tell the class to read 'Mina – my story' and write a sequel to *Skellig*. (See the *Read & Respond* series for further ideas.)



Fireweed

Jill Paton Walsh (Hot Key Books)

This book benefits from background knowledge about the bombing of London in 1940 and the evacuation. Split the class in two with both halves keeping diary entries for the two main characters. Hold discussions after each chapter as this is a demanding read. Pause for 'think alouds' where children in role think aloud about their thoughts, hopes, motives, and so on. Discuss with the class what happens in the last two chapters. Ask: *Why is the story called 'Fireweed'?* Also, read *Dolphin Crossing* (Faber) by the same author (about Dunkirk).



River Boy

Tim Bowler (Oxford University Press)

This is another mysterious book and you should read it before reading it to the class. Ask: *Who, or what, is the 'river boy' and how can he be 'part of her'?* *What does Grandpa want? How can Jess 'be his hands'?* When reading Chapter 17 discuss the relationship between the painting and the river boy and Grandpa. Discuss the importance of the swim and ask: *how does this help Jess come to terms with Grandpa's death? By the end of the book who has changed and how?* At the end of the book discuss *the spirit of the river boy was in her alone*. Try to summarise what the book is about and what it means to the children. Some of these meanings might be private.



The Arrival **Picture book**

Shaun Tan (Hodder)

Before reading this in class you may find it handy to explain immigration, especially the migration to America at the end of the 19th century (Ellis Island). Read carefully and discuss. Study each section at a time. Ask: *What is happening?* As there are no words, the reader has to work hard! Discuss in class how the story makes you feel – and how the characters seem to feel. (Being in a new country, migrants often feel at a loss in the same way that the reader does.) Discuss the three 'helpers'. Invite the children to write the letters that they send. Ask: *What is the story about? Are all the illustrations real or in someone's imagination? Are they symbols for anything?* Encourage the class to write story sections to go with different parts of the book or diary entries for characters. Also, read other Shaun Tan books, such as *The Lost Thing*, *The Red Tree* and *Rules of Summer* which makes a good model for writing. Also, check out picture books by Armin Greder, *The Island* and *The City* (Allen & Unwin).