




# INSTRUCTIONS HOT TASK SELF ASSESSMENT

WRITER'S RULES			
 Neat handwriting, written on the line	Capital letters and full stops Aa .	 Spelling high frequency words correctly	 Crossing out with a ruler
Features of instruction writing			Did I do it?
Title and sub headings			
An introduction explaining what the instructions are for			
A list of what is needed (with bullet points for each item)			
Imperative verbs			
What you do section with one step at a time in chronological order			
Numbered points to guide you through			
Time openers – first, next, then, after that			
Outcome at the end to explain the result you should have achieved			
Extra tips/information box at the end			
<b>Punctuation:</b> Colon after subheadings Exclamation mark for emphasis Inverted commas for speech			
<b>Even better if:</b>			
I have used a comma after my fronted adverbial time opener			
I have used adverbs to describe how an action should be performed			
I have created a different style/layout for your extra tips			