


# Solar Eclipse Model Craft

## You will need:

- Sun, Moon, and Connector strips
- Glue
- Scissors
- Brass fastener
- Colored crayons




## Instructions

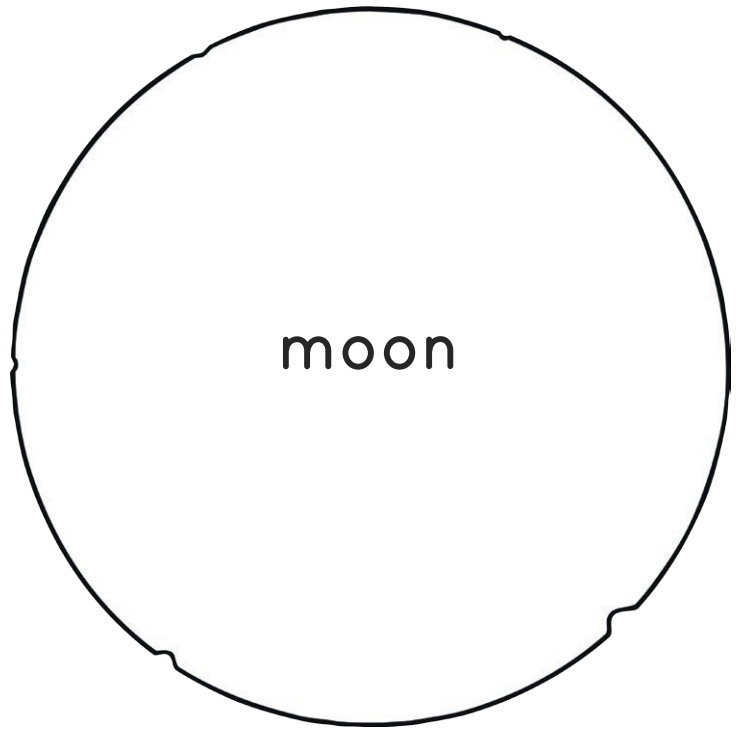
1. Color the Sun and Moon pictures.
2. Carefully cut out the Sun, Moon, and two connector strips.
3. Glue the Moon to the top of one of the connector strips.
4. Glue the Sun to the other connector strip.
5. Carefully use a pencil or brass fastener to punch a hole through the marked areas at the bottom of each of the connector strips. Be sure the Moon is placed on top of the Sun.
6. Model how the Moon blocks the Sun's light during a solar eclipse by moving the Moon over the Sun.

glue  
here

glue  
here



sun



moon

